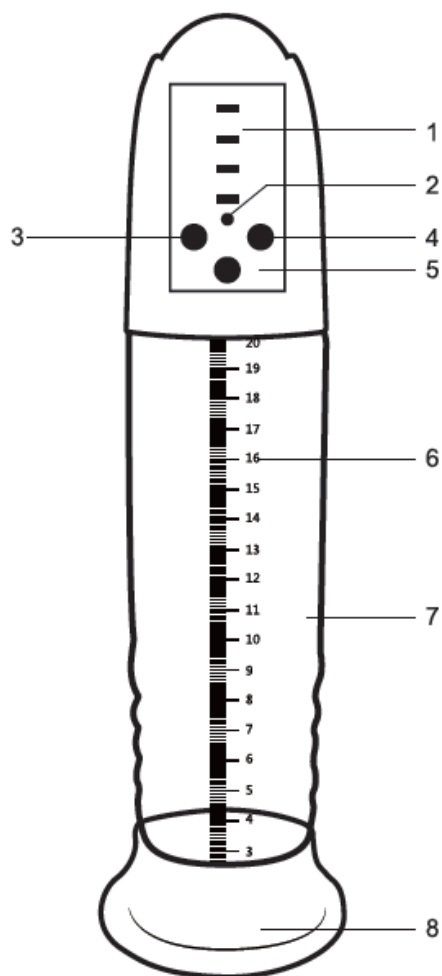




## MANUAL P-PUMP 05 | #2595

Electronic Penis Enlarger with Vagina Sleeve



1. Pressure indicator
2. Charging socket
3. Vacuum sucking mode
4. Sucking version mode
5. On / off / release valves
6. Scale
7. Vacuum tube
8. Silicone ring




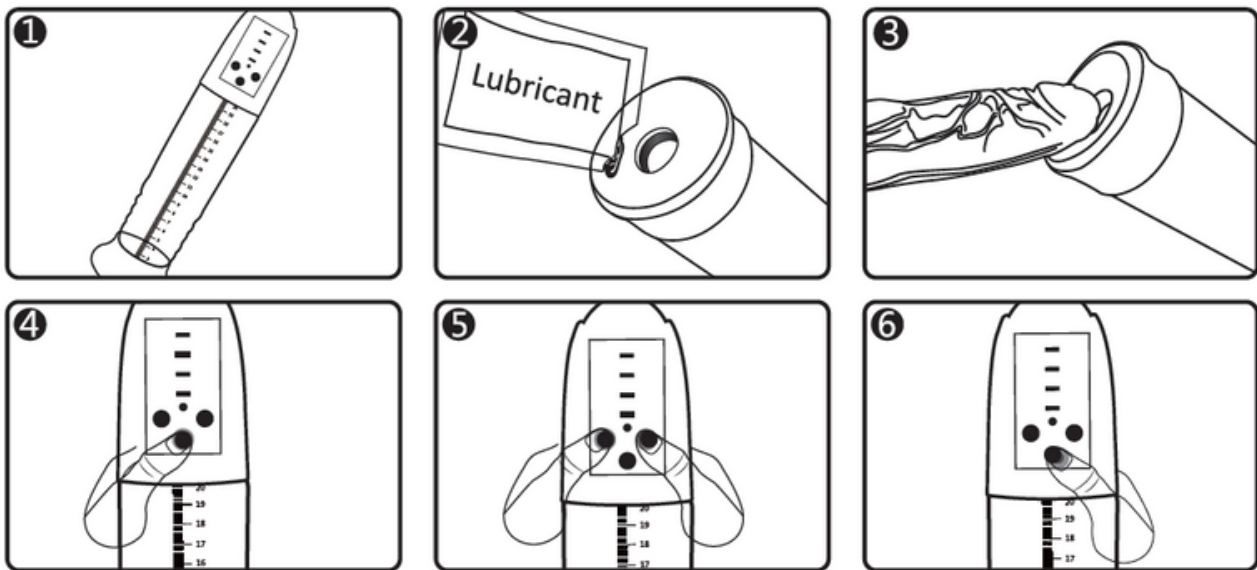
## Operational guidelines

1. Ensure that all parts are securely connected.
2. Apply a little lubricant around the silicone or TPR ring to reduce friction.
3. Gently insert the penis, ensure that the seal is airtight around the penis.
4. Long press the button to turn on the pump. Slightly press the inhale button to start vacuum sucking mode (4 speeds in total). If needed to stop, press the middle button. Press the button again to release vacuum pressure. To shift mode into sucking version, press the sucking button (4 speeds in total). A stronger speed means more sucking. If needed to stop, press the middle button. Press the button again to release sucking air.
5. Long press the middle button to turn off the pump.

Long press the  button to turn on the pump.

Press button  to start vacuum sucking mode.

Press button  to start sucking version mode.



## Please note:

- Before using the pump, please disinfect it by washing it with an antibacterial soap and warm water.
- Massage oils, hand creams, detergents, gasoline or propyl ketone should not be used as lubricants with this pump.
- For the best results, please use this pump with a sex lubricant, always select the appropriate pressure to avoid hurting the penis.

## After usage

- Clean the pump immediately after using it to avoid breeding of bacteria. Wash it with warm water and soap.
- Always let it dry naturally and avoid direct contact with sunlight.
- Store in a cool, dry and dustless place.
- Keep the pump out of reach of children. Some small parts might cause a choking hazard. In case this happens, please immediately consult a doctor.